



agronomy

IMPACT
FACTOR
3.949

CITESCORE
3.9

Article

Hyperaccumulators for Potentially Toxic Elements: A Scientometric Analysis

Dongming Zhang, Miles Dyck, Lana Filipović, Vilim Filipović, Jialong Lv and Hailong He

Special Issue

New Phytoremediation in Trace Elements Contaminated Soils

Edited by

Prof. Dr. Maria Pilar Bernal and Dr. Paula Alvarenga



<https://doi.org/10.3390/agronomy11091729>

Article

Hyperaccumulators for Potentially Toxic Elements: A Scientometric Analysis

Dongming Zhang ^{1,2}, Miles Dyck ³, Lana Filipović ⁴ , Vilim Filipović ⁴ , Jialong Lv ^{1,2} and Hailong He ^{1,*} 

- ¹ College of Natural Resources and Environment, Northwest A&F University, Yangling, Xianyang 712100, China; dongming.zhang@nwafu.edu.cn (D.Z.); ljlll@nwafu.edu.cn (J.L.)
- ² Key Laboratory of Plant Nutrition and the Agri-Environment in Northwest China (Ministry of Agriculture), Northwest A&F University, Yangling, Xianyang 712100, China
- ³ Department of Renewable Resources, University of Alberta, Edmonton, AB T6G 2H1, Canada; miles.dyck@ualberta.ca
- ⁴ Department of Soil Amelioration, Division for Agroecology, University of Zagreb Faculty of Agriculture, 10000 Zagreb, Croatia; lfipovic@agr.hr (L.F.); vfilipovic@agr.hr (V.F.)
- * Correspondence: hailong.he@hotmail.com

Abstract: Phytoremediation is an effective and low-cost method for the remediation of soil contaminated by potentially toxic elements (metals and metalloids) with hyperaccumulating plants. This study analyzed hyperaccumulator publications using data from the Web of Science Core Collection (WoSCC) (1992–2020). We explored the research status on this topic by creating a series of scientific maps using VOSviewer, HistCite Pro, and CiteSpace. The results showed that the total number of publications in this field shows an upward trend. Dr. Xiaoe Yang is the most productive researcher on hyperaccumulators and has the broadest international collaboration network. The Chinese Academy of Sciences (China), Zhejiang University (China), and the University of Florida (USA) are the top three most productive institutions in the field. China, the USA, and India are the top three most productive countries. The most widely used journals were the *International Journal of Phytoremediation*, *Environmental Science and Pollution Research*, and *Chemosphere*. Co-occurrence and citation analysis were used to identify the most influential publications in this field. In addition, possible knowledge gaps and perspectives for future studies are also presented.

Keywords: scientometrics; science mapping; VOSviewer; HistCite Pro; heavy metals; arsenic; cadmium; mercury; lead



Citation: Zhang, D.; Dyck, M.; Filipović, L.; Filipović, V.; Lv, J.; He, H. Hyperaccumulators for Potentially Toxic Elements: A Scientometric Analysis. *Agronomy* **2021**, *11*, 1729. <https://doi.org/10.3390/agronomy11091729>

Academic Editors: Maria Pilar Bernal and Paula Alvarenga

Received: 13 July 2021

Accepted: 26 August 2021

Published: 29 August 2021

Publisher's Note: MDPI stays neutral with regard to jurisdictional claims in published maps and institutional affiliations.



Copyright: © 2021 by the authors. Licensee MDPI, Basel, Switzerland. This article is an open access article distributed under the terms and conditions of the Creative Commons Attribution (CC BY) license (<https://creativecommons.org/licenses/by/4.0/>).

1. Introduction

Potentially toxic elements (PTEs), including metals and metalloids, are important pollutants originating from the mineralization of parent materials (geogenic origin) or human activities (anthropogenic origin), and their concentration in the environment increases year by year [1]. Increased concentrations of PTEs in the environment pose a severe threat to human, animal, and plant health. For example, the frequently reported “blood lead incident” [2], “cadmium rice” [3], and “heavy metal contaminated vegetables” [4] are all associated with PTE pollution. In addition, PTEs may pollute the air through wind erosion [5,6] as well as surface and underground water bodies through surface runoff or deep percolation [7]. Phytoremediation is an efficient and environmentally friendly remediation strategy for PTEs pollution [8,9], which can be used for the reclamation of contaminated soils without disturbing soil fertility and biodiversity [10,11]. Hyperaccumulators can generally accumulate large amounts of PTEs at concentrations 10 to 100 times higher than non-hyperaccumulating plants can tolerate [12]. In addition, Macnair [13] stated that the shoot-to-root quotient of concentrations for PTEs in super-enriched plants is usually >1. Besides using plants in situ, other ex-situ strategies, such as excavation of polluted soil followed by a certain treatment, are also possible, although they are much more labor- and

cost-demanding. Therefore, hyperaccumulators are considered a green alternative to solve the issue of PTEs pollution and are a more practical approach for large-scale applications.

Hyperaccumulating plants of PTEs have developed certain adaptation mechanisms that enable them to tolerate high concentrations in their tissues [14–20]. These tolerance mechanisms may include (1) organometallic complexes with donor ligands, including organic acids [21,22], cysteine [23,24], nicotinamide [25,26], histidine [27–30], and other thiols with low molecular weight [31]; (2) transportation capability [32], e.g., it is thought that arsenic (As) uptake by *Pteris vittata* is achieved through a high-affinity phosphate transport system [33]; (3) compartmentation potential [34,35], e.g., Asemaneh et al. [34] proposed that cellular and subcellular compartmentation are both possible mechanisms for nickel (Ni) tolerance employed by the *serpentine Alyssum murale* and *Alyssum bracteatum*; and (4) the ability to store these complexes in the vacuoles of leaf storage cells [36]. Tolerance is a key prerequisite for the accumulation and phytoremediation of PTEs [37,38]. Plants are not considered to be hyperaccumulators or super-enriched if they cannot tolerate high concentrations of PTEs in their tissues and complete their life cycle. However, for a successful hyperaccumulating plant, the ability to produce high biomass is also important, in addition to their ability to uptake high concentrations of PTEs without having a negative impact on their physiological processes. For instance, Chen and Cutright [39] found that ethylene diamine tetraacetic acid (EDTA) could increase the concentration of cadmium (Cd) in the stem of sunflower, but the total biomass of plants decreased sharply. Ent et al. [40] described that a hyperaccumulator should include extreme tolerance and have a very high bioconcentration factor.

As the emission of PTEs into the environment by continuously expanding urbanization and agriculturalization is increasing worldwide, it is expected that the topic of PTEs-hyperaccumulating plants and their potential for removing these PTEs from the contaminated soils will keep increasing in the future. Scientometric analysis of hyperaccumulators for remediating contaminated soils is thus a useful tool for identifying and summarizing the main research points relevant to expanding, publishing, and applying up-to-date knowledge on this topic. Previous studies have reviewed the applications and future trends in phytoremediation [8,36,41]. There are also bibliometric studies that map the overall research status of PTEs in the environment [42–45]. However, there is no such study focusing on the research status of the topic of hyperaccumulators that have the potential for PTE removal from contaminated soils. The objective of this study was therefore to reveal the development history of research focused on hyperaccumulators from the bibliometric perspective and provide useful information for scientists working in this research area.

2. Materials and Methods

The Science Citation Index Expanded (SCI-EXPANDED) database of the Web of Science Core Collection (WoSCC) contains literature data since 1992. The data between January 1992 and December 2020 were downloaded from the WoSCC on 10 February 2021 for analysis. The query sets used for the literature search were: “TS = (hyperaccumulating plants OR hyperaccumulat* OR “accumulator plants” OR phytoremediation OR hyperaccumulation OR Phytoextraction) AND TS = (heavy metal OR lead (Pb) OR cadmium OR copper OR Zinc OR mercury OR arsenic OR chromium OR nickel OR antimony OR aluminum OR contaminated OR polluted)”. Document types of articles, letters, notes, books/book chapters, data papers, database reviews, proceedings papers, and reviews written in English were retained. The search was then saved as a text file containing “full record and citation data” for bibliometric analysis.

VOSviewer v1.6.15 [46], HistCite Pro (history of cite) [47], and CiteSpace v5.7.R5 [48] were used to analyze the retrieved literature. VOSviewer uses co-citation [49] and bibliographic coupling to generate a visual atlas for the analysis of journals, authors, countries, institutions, and keywords [46]. Research hotspots in specific fields are generally explored through keyword analysis. HistCite Pro is a more concise and convenient version of the

out-of-service HistCite modified by Wang Qing from the Chinese Academy of Sciences. Citation analysis in Histcite Pro can identify highly cited papers and references. CiteSpace is a citation network analysis tool developed by Professor Chen Chaomei, and it was used to develop the strongest citation bursts map of keywords.

3. Results and Discussion

3.1. Annual Publication Trend

A total of 13,239 publications were retrieved from the WoSCC database. Figure 1a shows an increasing trend in the number of publications in phytoremediation during the period from 1992 to 2020. It is expected that there will be more publications in the future. In addition, the majority of the papers were articles (93.22%), followed by reviews (6.68%), book chapters (0.22%), letters (0.09%), and notes (0.01%). The top ten Web of Science categories are shown in Figure 1b. Among them, environmental sciences was the subject area with the greatest volume of publications on hyperaccumulators, accounting for 58.15% of the total papers, followed by plant sciences (17.57%), engineering environmental (8.94%), soil science (7.39%), toxicology (5.57%), biotechnology applied microbiology (5.56%), agronomy (5.25%), water resources (5.08%), ecology (4.24%), and biochemistry and molecular biology (3.78%).

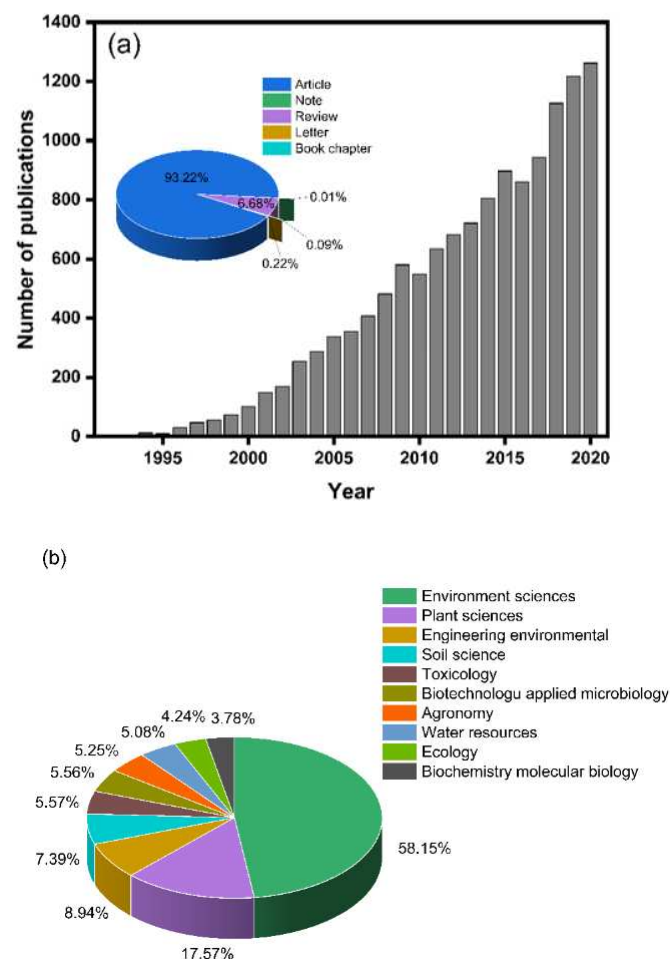


Figure 1. (a) Annual publications on the topic of hyperaccumulators remediation of potential toxic element (PTE) pollution based on data from Science Citation Index Expanded (Sci-Expanded) database of the Web of Science Core Collection (WoSCC) and document types; (b) percentages of publications for Web of Science categories.

Table 1. The top 10 organizations and countries in overall strength of publications related to phytoremediation. The number of publications (N), total local citation score (TLCS), total global citation score (TGCS), total number of links (L), and total link strength (TLS) were obtained from the VOSviewer. TGCS/N is the per-article citations.

No.	Items	N	TLCS	TGCS	L	TLS	TGCS/N
Top 10 organizations							
1	Chinese Academy of Sciences (China)	855	10,651	24,491	182	927	29
2	Zhejiang University (China)	344	5143	10,573	82	274	31
3	University of Florida (USA)	226	6391	12,142	69	266	54
4	Nanjing Agricultural University (China)	207	3122	6484	55	180	31
5	Consejo Superior de Investigaciones Científicas (Spain)	205	1982	7769	87	215	38
6	University of Chinese Academy of Sciences (China)	182	884	2510	58	278	14
7	University of Lorraine (France)	159	1039	2399	69	252	15
8	Sichuan Agricultural University (China)	147	846	1823	28	71	12
9	The University of Melbourne (Australia)	141	3226	6936	74	209	49
10	Sun Yat-sen University (China)	128	1655	3534	52	143	28
Top 10 countries							
1	China	3554	32,535	79,946	61	1397	22
2	USA	1772	37,501	90,176	65	1133	51
3	India	1052	11,223	33,446	48	384	32
4	France	745	10,502	25,694	62	789	34
5	Spain	694	6091	20,788	53	444	30
6	Italy	619	7379	18,489	53	336	30
7	Pakistan	562	6212	14,449	40	559	26
8	Poland	543	2958	9168	48	314	17
9	Australia	539	7826	20,881	56	617	39
10	United Kingdom	539	18,318	38,660	55	442	72

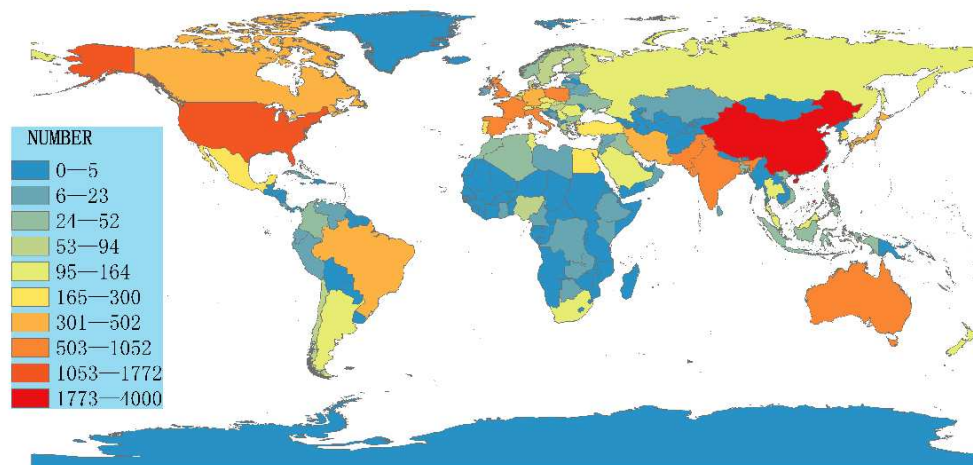


Figure 3. World map of publication distribution by country.

3.3. Most Recognized Journals

The 13,239 studies on hyperaccumulators were published in 1126 journals, with the top 10 most utilized journals listed in Figure 4. It is understood that most of these journals are related to phytoremediation and environmental pollution. The *International Journal of Phytoremediation* was ranked No. 1, publishing over 1000 papers on this topic, followed by *Environmental Science and Pollution Research* ($N = 813$) and *Chemosphere* ($N = 705$).

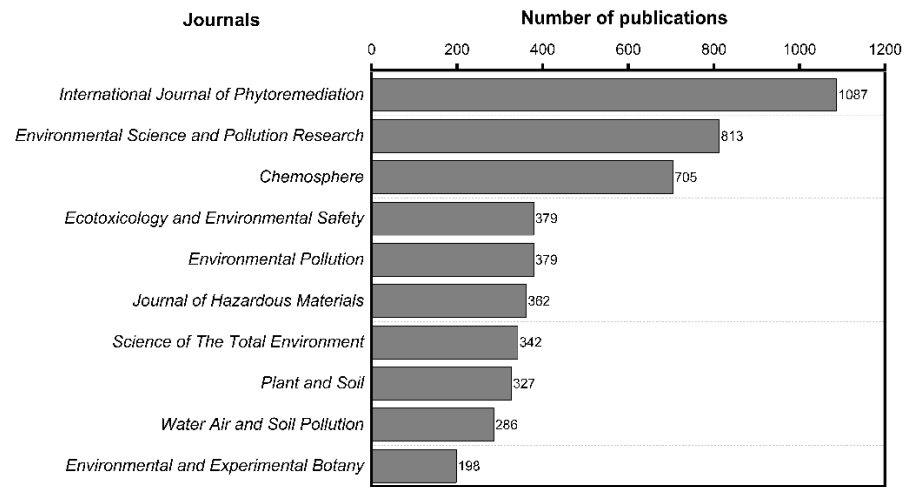


Figure 4. Top 10 journals publishing research on phytoremediation.

3.4. Highly Impacted Studies

Citation analysis with HistCite Pro showed that papers numbered 135 [60], 138 [65], 144 [66], 145 [67], and 149 [68] were highly cited, as indicated by the larger circles and more surrounding arrows (Figure 5). These studies have greatly contributed to the promotion of the application of phytoremediation. The papers numbered 135 [60], 411 [69], 516 [70], and 2998 [71] explained molecular mechanisms of plant tolerance and homeostasis. The papers 138 [65], 3063 [72], 4246 [16], and 5661 [8] highlighted the applications of phytoremediation and more possibilities for the future. The paper numbered 508 [73] reported an As-hyperaccumulator plant species, *Pteris vittate*. The paper numbered 1128 [74] reported for the first time a new Cd-hyperaccumulator plant (*Sedum alfredii* Hance). Paper 457 [75] demonstrated that the mesophyll cells in the leaves of plants are the major storage sites for Zn and Cd. Paper 522 [76] introduced the phytoextraction of PTEs and considered it an economical and effective method [77–79].

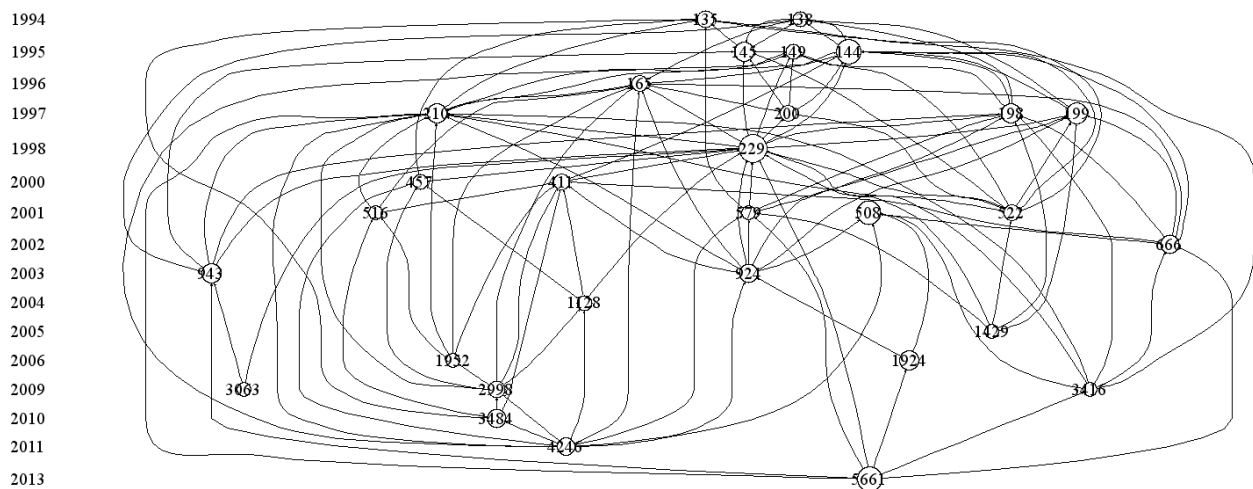


Figure 5. A citation analysis network of the top 30 publications on phytoremediation using HistCite Pro, based on data obtained from the Web of Science Core Collection (WoSCC). On the left is the year, and on the right are publications for the corresponding year. Each circle represents a publication, and the larger the circle, the more citations. The numbers in the circles were given by HistCite Pro. The numbers in the circles and their publications are: 135 [60], 138 [65], 144 [66], 145 [67], 149 [68], 165 [80], 198 [81], 199 [82], 200 [83], 210 [84], 229 [85], 411 [69], 457 [75], 508 [73], 516 [70], 522 [76], 579 [86], 666 [87], 924 [88], 943 [89], 1128 [74], 1429 [90], 1924 [91], 1952 [92], 2998 [71], 3063 [72], 3416 [93], 3484 [94], 4246 [16], and 5661 [8].

caerulescen” and *“Indian mustard”*. New hyperaccumulators continued to be discovered, as indicated by *“fern”* and *“arabidopsis halleri”* in the 2000s. The concern of PTEs on *“health risk”* and the applications of *“biochar”* to remediate soil heavy metal pollution was a hot topic in 2018–2020.

Top 25 Keywords with the Strongest Citation Bursts

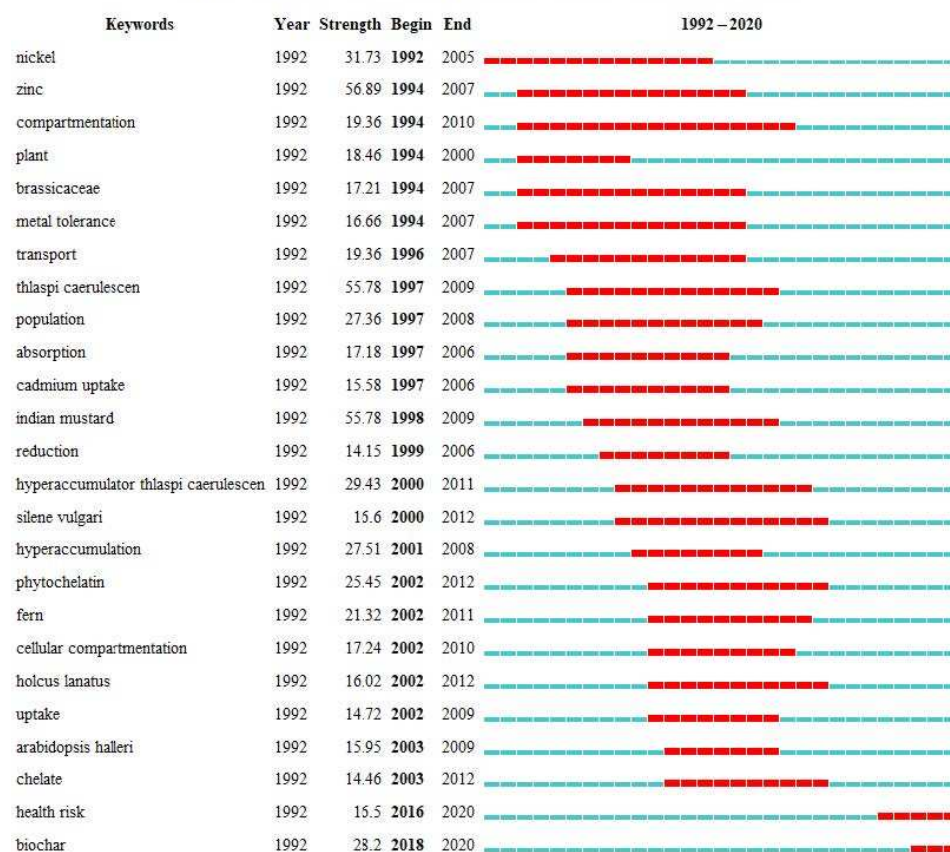


Figure 7. Keywords with the strongest citation bursts developed by CiteSpace. Blue indicates the time when keywords appear, and red indicates the time when keywords burst.

4. Conclusions and Perspectives

In this study, bibliometrics were used to analyze the research status of the topic of hyperaccumulators for remediating PTE-contaminated soil from 1992 to 2020. The results show that the number of publications in this field increased steadily and rapidly over the past three decades. The most productive authors, organizations, and countries were identified with co-authorship network analysis. Dr. Yang Xiaoe from Zhejiang University (Zhejiang, China), Dr. Alan J.M. Baker from the University of Melbourne (Melbourne, Australia), and Dr. Ma Lena Qi from Zhejiang University (Zhejiang, China) were the three most productive researchers. The Chinese Academy of Sciences (Beijing, China), Zhejiang University (Zhejiang, China), and the University of Florida (Gainesville, USA) were the top three institutions in the field. China, the USA, and India were the top three contributing countries. *International Journal of Phytoremediation*, *Environmental Science and Pollution Research*, and *Chemosphere* were the most influential periodicals. The co-occurrence and strong burst analysis of keywords identified the research hotspots and their evolution with time and provided useful information for invoice and experts alike to better understand the research status of hyperaccumulators.

Hyperaccumulators are of great significance for the phytoremediation of soil contaminated by PTEs, and numerous studies have been conducted over the past decades. However, it was noted that there is still a lack of comprehensive databases collating the

currently available hyperaccumulators, their characteristics (e.g., description, classification, distribution, collection of records, and analysis of data), and applications, examples, or demos [106]. In addition, there is a lack of methods that can visualize the transport and accumulation of PTEs in plants; thus, the use of computed tomography is a promising technique. Although numerous studies have investigated the transport and accumulation of PTEs in plants, they are mainly based on destructive sampling methods and cannot be used to monitor the spatio-temporal change of these characteristics in live plants. Cost-effective tools that are suited for in situ and continuous measurement are required.

Because of the limitations of VOSViewer itself, such as synonyms that cannot be intelligently merged and the effect of search methods, this study does not include all the results of PTEs and hyperaccumulators. In recent years, with the continuous optimization of software and the continuous improvement of analysis methods, we will overcome these deficiencies in the future to obtain more detailed and accurate research conclusions.

Author Contributions: Conceptualization, H.H.; methodology, H.H.; software, D.Z.; resources, M.D.; data curation, D.Z.; writing—original draft preparation, D.Z. and H.H.; writing—review and editing, J.L., M.D., L.F., V.F. and H.H.; supervision, H.H.; funding acquisition, J.L. and H.H. All authors have read and agreed to the published version of the manuscript.

Funding: Funding for this research was provided in part by the Natural Science Foundation of China (NSFC, Grant No. 42077135), the Fundamental Research Funds for the Central Universities at the Northwest A&F University (No. 2452015287), and the 111 project (No. B12007).

Institutional Review Board Statement: Not applicable.

Informed Consent Statement: Not applicable.

Data Availability Statement: Not applicable.

Conflicts of Interest: The authors declare no conflict of interest.

References

1. Govindasamy, C.; Arulpriya, M.; Ruban, P.; Jenifer, L.F.; Ilayaraja, A. Concentration of heavy metals in Seagrasses tissue of the Palk Strait, Bay of Bengal. *Int. J. Environ. Sci.* **2011**, *2*, 145–153.
2. Feinberg, A.; McKelvey, W.; Hore, P.; Kanchi, R.; Parsons, P.J.; Palmer, C.D.; Thorpe, L.E. Declines in adult blood lead levels in New York City compared with the United States, 2004–2014. *Environ. Res.* **2018**, *163*, 194–200. [[CrossRef](#)]
3. Gu, Y.; Wang, P.; Zhang, S.; Dai, J.; Chen, H.P.; Lombi, E.; Howard, D.L.; van der Ent, A.; Zhao, F.J.; Kopittke, P.M. Chemical Speciation and Distribution of Cadmium in Rice Grain and Implications for Bioavailability to Humans. *Environ. Sci. Technol.* **2020**, *54*, 12072–12080. [[CrossRef](#)] [[PubMed](#)]
4. Woldetsadik, D.; Drechsel, P.; Keraita, B.; Itanna, F.; Gebrekidan, H. Heavy metal accumulation and health risk assessment in wastewater-irrigated urban vegetable farming sites of Addis Ababa, Ethiopia. *Int. J. Food Contam.* **2017**, *4*, 9. [[CrossRef](#)]
5. Feng, W.; Guo, Z.; Xiao, X.; Peng, C.; Shi, L.; Ran, H.; Xu, W. Atmospheric deposition as a source of cadmium and lead to soil-rice system and associated risk assessment. *Ecotoxicol. Environ. Saf.* **2019**, *180*, 160–167. [[CrossRef](#)]
6. Shotyk, W.; Weiss, D.; Appleby, P.; Cheburkin, A.; Frei, R.; Gloor, M.; Kramers, J.D.; Reese, S.; Van Der Knaap, W.O. History of atmospheric lead deposition since 12,370 14C yr BP from a peat bog, Jura Mountains, Switzerland. *Science* **1998**, *281*, 1635–1640. [[CrossRef](#)] [[PubMed](#)]
7. Abdelwaheb, M.; Jebali, K.; Dhaouadi, H.; Dridi-Dhaouadi, S. Adsorption of nitrate, phosphate, nickel and lead on soils: Risk of groundwater contamination. *Ecotoxicol. Environ. Saf.* **2019**, *179*, 182–187. [[CrossRef](#)]
8. Ali, H.; Khan, E.; Sajad, M.A. Phytoremediation of heavy metals—Concepts and applications. *Chemosphere* **2013**, *91*, 869–881. [[CrossRef](#)] [[PubMed](#)]
9. Adamidis, G.C.; Aloupi, M.; Mastoras, P.; Papadaki, M.I.; Dimitrakopoulos, P.G. Is annual or perennial harvesting more efficient in Ni phytoextraction? *Plant Soil* **2017**, *418*, 205–218. [[CrossRef](#)]
10. Xiao, R.; Ali, A.; Wang, P.; Li, R.; Tian, X.; Zhang, Z. Comparison of the feasibility of different washing solutions for combined soil washing and phytoremediation for the detoxification of cadmium (Cd) and zinc (Zn) in contaminated soil. *Chemosphere* **2019**, *230*, 510–518. [[CrossRef](#)] [[PubMed](#)]
11. Zloch, M.; Kowalkowski, T.; Tyburski, J.; Hryniewicz, K. Modeling of phytoextraction efficiency of microbially stimulated *Salix dasyclados* L. in the soils with different speciation of heavy metals. *Int. J. Phytoremediat.* **2017**, *19*, 1150–1164. [[CrossRef](#)]
12. Kukier, U.; Peters, C.A.; Chaney, R.L.; Angle, J.S.; Roseberg, R.J. The effect of pH on metal accumulation in two *Alyssum* species. *J. Environ. Qual.* **2004**, *33*, 2090–2102. [[CrossRef](#)] [[PubMed](#)]

13. Macnair, M.R. The Hyperaccumulation of Metals by Plants. In *Advances in Botanical Research*; Callow, J.A., Ed.; Elsevier: Amsterdam, The Netherlands, 2003; Volume 40, pp. 63–105.
14. Assuncao, A.G.L.; Schat, H.; Aarts, M.G.M. *Thlaspi caerulescens*, an attractive model species to study heavy metal hyperaccumulation in plants. *New Phytol.* **2003**, *159*, 351–360. [[CrossRef](#)] [[PubMed](#)]
15. Luo, J.P.; Tao, Q.; Jupa, R.; Liu, Y.K.; Wu, K.R.; Song, Y.C.; Li, J.X.; Huang, Y.; Zou, L.Y.; Liang, Y.C.; et al. Role of Vertical Transmission of Shoot Endophytes in Root-Associated Microbiome Assembly and Heavy Metal Hyperaccumulation in *Sedum alfredii*. *Environ. Sci. Technol.* **2019**, *53*, 6954–6963. [[CrossRef](#)]
16. Rascio, N.; Navari-Izzo, F. Heavy metal hyperaccumulating plants: How and why do they do it? And what makes them so interesting? *Plant Sci.* **2011**, *180*, 169–181. [[CrossRef](#)]
17. Schat, H.; Llugany, M.; Vooijs, R.; Hartley-Whitaker, J.; Bleeker, P.M. The role of phytochelatin in constitutive and adaptive heavy metal tolerances in hyperaccumulator and non-hyperaccumulator metallophytes. *J. Exp. Bot.* **2002**, *53*, 2381–2392. [[CrossRef](#)] [[PubMed](#)]
18. Sheoran, V.; Sheoran, A.S.; Poonia, P. Role of Hyperaccumulators in Phytoextraction of Metals from Contaminated Mining Sites: A Review. *Crit. Rev. Environ. Sci. Technol.* **2011**, *41*, 168–214. [[CrossRef](#)]
19. Yang, X.; Feng, Y.; He, Z.L.; Stoffella, P.J. Molecular mechanisms of heavy metal hyperaccumulation and phytoremediation. *J. Trace Elem. Med. Biol.* **2005**, *18*, 339–353. [[CrossRef](#)] [[PubMed](#)]
20. Sun, R.-L.; Zhou, Q.-X. Heavy metal tolerance and hyperaccumulation of higher plants and their molecular mechanisms: A review. *Zhijwu Shengtai Xuebao* **2005**, *29*, 497–504.
21. Afshan, S.; Ali, S.; Bharwana, S.A.; Rizwan, M.; Farid, M.; Abbas, F.; Ibrahim, M.; Mehmood, M.A.; Abbasi, G.H. Citric acid enhances the phytoextraction of chromium, plant growth, and photosynthesis by alleviating the oxidative damages in *Brassica napus* L. *Environ. Sci. Pollut. Res.* **2015**, *22*, 11679–11689. [[CrossRef](#)]
22. Agrawal, B.; Czymmek, K.J.; Sparks, D.L.; Bais, H.P. Transient Influx of Nickel in Root Mitochondria Modulates Organic Acid and Reactive Oxygen Species Production in Nickel Hyperaccumulator *Alyssum murale*. *J. Biol. Chem.* **2013**, *288*, 7351–7362. [[CrossRef](#)]
23. Adams, E.; Miyazaki, T.; Hayaishi-Satoh, A.; Han, M.; Kusano, M.; Khandelia, H.; Saito, K.; Shin, R. A novel role for methyl cysteinylserine, a cysteine derivative, in cesium accumulation in *Arabidopsis thaliana*. *Sci. Rep.* **2017**, *7*, 182–190. [[CrossRef](#)]
24. Dai, J.L.; Balish, R.; Meagher, R.B.; Merkle, S.A. Development of transgenic hybrid sweetgum (*Liquidambar styraciflua* x *L. formosana*) expressing gamma-glutamylcysteine synthetase or mercuric reductase for phytoremediation of mercury pollution. *New For.* **2009**, *38*, 35–52. [[CrossRef](#)]
25. Orcen, N. Determination of Cytoplasmic Inheritance Role in Heavy Metal Hyperaccumulation Mechanism of Tobacco Plant. *Fresenius Environ. Bull.* **2020**, *29*, 700–705.
26. Ben Massoud, M.; Sakouhi, L.; Chaoui, A. Effect of plant growth regulators, calcium and citric acid on copper toxicity in pea seedlings. *J. Plant Nutr.* **2019**, *42*, 1230–1242. [[CrossRef](#)]
27. Amari, T.; Lutts, S.; Taamali, M.; Lucchini, G.; Sacchi, G.A.; Abdelly, C.; Ghnaya, T. Implication of citrate, malate and histidine in the accumulation and transport of nickel in *Mesembryanthemum crystallinum* and *Brassica juncea*. *Ecotoxicol. Environ. Saf.* **2016**, *126*, 122–128. [[CrossRef](#)]
28. Ingle, R.A.; Mugford, S.T.; Rees, J.D.; Campbell, M.M.; Smith, J.A.C. Constitutively high expression of the histidine biosynthetic pathway contributes to nickel tolerance in hyperaccumulator plants. *Plant Cell* **2005**, *17*, 2089–2106. [[CrossRef](#)]
29. Zemanova, V.; Pavlik, M.; Pavlikova, D.; Tlustos, P. The significance of methionine, histidine and tryptophan in plant responses and adaptation to cadmium stress. *Plant Soil Environ.* **2014**, *60*, 426–432. [[CrossRef](#)]
30. Wycisk, K.; Kim, E.J.; Schroeder, J.I.; Kramer, U. Enhancing the first enzymatic step in the histidine biosynthesis pathway increases the free histidine pool and nickel tolerance in *Arabidopsis thaliana*. *FEBS Lett.* **2004**, *578*, 128–134. [[CrossRef](#)]
31. Callahan, D.L.; Baker, A.J.M.; Kolev, S.D.; Wedd, A.G. Metal ion ligands in hyperaccumulating plants. *J. Biol. Inorg. Chem.* **2006**, *11*, 2–12. [[CrossRef](#)]
32. Lei, M.; Wan, X.M.; Huang, Z.C.; Chen, T.B.; Li, X.W.; Liu, Y.R. First evidence on different transportation modes of arsenic and phosphorus in arsenic hyperaccumulator *Pteris vittata*. *Environ. Pollut.* **2012**, *161*, 1–7. [[CrossRef](#)]
33. Tu, C.; Ma, L.Q. Effects of arsenate and phosphate on their accumulation by an arsenic-hyperaccumulator *Pteris vittata* L. *Plant Soil* **2003**, *249*, 373–382. [[CrossRef](#)]
34. Asemaneh, T.; Ghaderian, S.M.; Crawford, S.A.; Marshall, A.T.; Baker, A.J.M. Cellular and subcellular compartmentation of Ni in the Eurasian serpentine plants *Alyssum bracteatum*, *Alyssum murale* (Brassicaceae) and *Cleome heratensis* (Capparaceae). *Planta* **2006**, *225*, 193–202. [[CrossRef](#)] [[PubMed](#)]
35. Yang, X.; Li, T.Q.; Yang, J.C.; He, Z.L.; Lu, L.L.; Meng, F.H. Zinc compartmentation in root, transport into xylem, and absorption into leaf cells in the hyperaccumulating species of *Sedum alfredii* Hance. *Planta* **2006**, *224*, 185–195. [[CrossRef](#)] [[PubMed](#)]
36. Miransari, M. Hyperaccumulators, arbuscular mycorrhizal fungi and stress of heavy metals. *Biotechnol. Adv.* **2011**, *29*, 645–653. [[CrossRef](#)]
37. Clemens, S. Developing tools for phytoremediation: Towards a molecular understanding of plant metal tolerance and accumulation. *Int. J. Occup. Med. Environ. Health* **2001**, *14*, 235–239. [[PubMed](#)]
38. Alcantara-Martinez, N.; Guizar, S.; Rivera-Cabrera, F.; Anicacio-Acevedo, B.E.; Buendia-Gonzalez, L.; Volke-Sepulveda, T. Tolerance, arsenic uptake, and oxidative stress in *Acacia farnesiana* under arsenate-stress. *Int. J. Phytoremediat.* **2016**, *18*, 671–678. [[CrossRef](#)] [[PubMed](#)]

39. Chen, H.; Cutright, T.J. The interactive effects of chelator, fertilizer, and rhizobacteria for enhancing phytoremediation of heavy metal contaminated soil. *J. Soils Sediments* **2002**, *2*, 203–210. [[CrossRef](#)]
40. Ent, A.; Baker, A.J.M.; Reeves, R.D.; Pollard, A.J.; Schat, H. Hyperaccumulators of metal and metalloid trace elements: Facts and fiction. *Plant Soil* **2013**, *362*, 319–334.
41. Kirkham, M.B. Cadmium in plants on polluted soils: Effects of soil factors, hyperaccumulation, and amendments. *Geoderma* **2006**, *137*, 19–32. [[CrossRef](#)]
42. Han, R.; Zhou, B.; Huang, Y.; Lu, X.; Li, S.; Li, N. Bibliometric overview of research trends on heavy metal health risks and impacts in 1989–2018. *J. Clean. Prod.* **2020**, *276*, 123249. [[CrossRef](#)]
43. Zhao, Q.L.; Wen-Ru, L.U. Research Review and Prospect of Soil Heavy Metals Pollution—Bibliometric Analysis Based on Web of Science. *Environ. Sci. Technol.* **2010**, *33*, 105–111.
44. Ngah, W.; Teong, L.C.; Hanafiah, M. Adsorption of dyes and heavy metal ions by chitosan composites: A review. *Carbohydr. Polym.* **2011**, *83*, 1446–1456. [[CrossRef](#)]
45. Lars, J. Hazards of heavy metal contamination. *Br. Med. Bull.* **2003**, *68*, 167–182.
46. Eck, N.J.; Waltman, L. Software survey: VOSviewer, a computer program for bibliometric mapping. *Scientometrics* **2010**, *84*, 523–538. [[PubMed](#)]
47. Garfield, E. From the science of science to Scientometrics visualizing the history of science with HistCite software. *J. Informetr.* **2009**, *3*, 173–179. [[CrossRef](#)]
48. Chen, C.M. CiteSpace II: Detecting and visualizing emerging trends and transient patterns in scientific literature. *J. Am. Soc. Inf. Sci. Technol.* **2006**, *57*, 359–377. [[CrossRef](#)]
49. Small, H. Co-citation in the scientific literature: A new measure of the relationship between two documents. *J. Am. Soc. Inf. Sci.* **1973**, *24*, 265–269. [[CrossRef](#)]
50. Jiang, L.Y.; Yang, X.E.; He, Z.L. Growth response and phytoextraction of copper at different levels in soils by *Elsholtzia splendens*. *Chemosphere* **2004**, *55*, 1179–1187. [[CrossRef](#)] [[PubMed](#)]
51. Chao, Y.E.; Zhang, M.; Feng, Y.; Yang, X.E.; Islam, E. cDNA-AFLP analysis of inducible gene expression in zinc hyperaccumulator *Sedum alfredii* Hance under zinc induction. *Environ. Exp. Bot.* **2010**, *68*, 107–112. [[CrossRef](#)]
52. Chao, Y.E.; Zhang, M.; Tian, S.K.; Lu, L.L.; Yang, X.E. Differential generation of hydrogen peroxide upon exposure to zinc and cadmium in the hyperaccumulating plant specie (*Sedum alfredii* Hance). *J. Zhejiang Univ. Sci. B* **2008**, *9*, 243–249. [[CrossRef](#)]
53. Chen, B.; Shen, J.G.; Zhang, X.C.; Pan, F.S.; Yang, X.E.; Feng, Y. The Endophytic Bacterium, *Sphingomonas* SaMR12, Improves the Potential for Zinc Phytoremediation by Its Host, *Sedum alfredii*. *PLoS ONE* **2014**, *9*, e106826. [[CrossRef](#)] [[PubMed](#)]
54. Guo, W.D.; Liang, J.; Yang, X.E.; Chao, Y.E.; Feng, Y. Response of ATP sulfurylase and serine acetyltransferase towards cadmium in hyperaccumulator *Sedum alfredii* Hance. *J. Zhejiang Univ. Sci. B* **2009**, *10*, 251–257. [[CrossRef](#)] [[PubMed](#)]
55. Jiang, L.Y.; Yang, X.E.; Shi, W.Y.; Ye, Z.Q.; He, Z.L. Copper uptake and tolerance in two contrasting ecotypes of *Elsholtzia argyi*. *J. Plant Nutr.* **2004**, *27*, 2067–2083. [[CrossRef](#)]
56. Jiang, L.Y.; Yang, X.E.; Ye, Z.Q.; Shi, W.Y. Uptake, distribution and accumulation of copper in two ecotypes of *Elsholtzia*. *Pedosphere* **2003**, *13*, 359–366.
57. Jin, X.F.; Yang, X.E.; Islam, E.; Liu, D.; Mahmood, Q.; Li, H.; Li, J.Y. Ultrastructural changes, zinc hyperaccumulation and its relation with antioxidants in two ecotypes of *Sedum alfredii* Hance. *Plant Physiol. Biochem.* **2008**, *46*, 997–1006. [[CrossRef](#)]
58. He, B.; Yang, X.E.; Ni, W.Z.; Wei, Y.Z.; Long, X.X.; Ye, Z.Q. *Sedum alfredii*: A new lead-accumulating ecotype. *Acta Bot. Sin.* **2002**, *44*, 1365–1370.
59. Angle, J.S.; Baker, A.J.M.; Whiting, S.N.; Chaney, R.L. Soil moisture effects on uptake of metals by *Thlaspi*, *Alyssum*, and *Berkheya*. *Plant Soil* **2003**, *256*, 325–332. [[CrossRef](#)]
60. Baker, A.J.M.; Reeves, R.D.; Hajar, A.S.M. Heavy-Metal Accumulation and Tolerance in British Populations of the Metallophyte *Thlaspi-Caerulescens* J-And-C-Presl (*Brassicaceae*). *New Phytol.* **1994**, *127*, 61–68. [[CrossRef](#)]
61. Peterson, L.R.; Trivett, V.; Baker, A.J.M.; Aguiar, C.; Pollard, A.J. Spread of metals through an invertebrate food chain as influenced by a plant that hyperaccumulates nickel. *Chemoecology* **2003**, *13*, 103–108. [[CrossRef](#)]
62. Angle, J.S.; Chaney, R.L.; Baker, A.J.M.; Li, Y.; Reeves, R.; Volk, V.; Roseberg, R.; Brewer, E.; Burke, S.; Nelkin, J. Developing commercial phytoextraction technologies: Practical considerations. *S. Afr. J. Sci.* **2001**, *97*, 619–623.
63. Fernando, D.R.; Bakkaus, E.J.; Perrier, N.; Baker, A.J.M.; Woodrow, I.E.; Batianoff, G.N.; Collins, R.N. Manganese accumulation in the leaf mesophyll of four tree species: A PIXE/EDAX localization study. *New Phytol.* **2006**, *171*, 751–758. [[CrossRef](#)] [[PubMed](#)]
64. Broadley, M.R.; Willey, N.J.; Wilkins, J.C.; Baker, A.J.M.; Mead, A.; White, P.J. Phylogenetic variation in heavy metal accumulation in angiosperms. *New Phytol.* **2001**, *152*, 9–27. [[CrossRef](#)]
65. Baker, A.J.M.; McGrath, S.P.; Sidoli, C.M.D.; Reeves, R.D. The Possibility of in-Situ Heavy-Metal Decontamination of Polluted Soils Using Crops of Metal-Accumulating Plants. *Resour. Conserv. Recycl.* **1994**, *11*, 41–49. [[CrossRef](#)]
66. Salt, D.E.; Blaylock, M.; Kumar, N.; Dushenkov, V.; Ensley, B.D.; Chet, I.; Raskin, I. Phytoremediation—A Novel Strategy for the Removal of Toxic Metals from the Environment Using Plants. *Nat. Biotechnol.* **1995**, *13*, 468–474. [[CrossRef](#)]
67. Kumar, P.; Dushenkov, V.; Motto, H.; Raskin, I. Phytoremediation—The Use of Plants to Remove Heavy-Metals from Soils. *Environ. Sci. Technol.* **1995**, *29*, 1232–1238. [[CrossRef](#)]
68. Cunningham, S.D.; Berti, W.R.; Huang, J.W.W. Phytoremediation of Contaminated Soils. *Trends Biotechnol.* **1995**, *13*, 393–397. [[CrossRef](#)]

69. Pence, N.S.; Larsen, P.B.; Ebbs, S.D.; Letham, D.L.D.; Lasat, M.M.; Garvin, D.F.; Eide, D.; Kochian, L.V. The molecular physiology of heavy metal transport in the Zn/Cd hyperaccumulator *Thlaspi caerulescens*. *Proc. Natl. Acad. Sci. USA* **2000**, *97*, 4956–4960. [[CrossRef](#)]
70. Clemens, S. Molecular mechanisms of plant metal tolerance and homeostasis. *Planta* **2001**, *212*, 475–486. [[CrossRef](#)]
71. Verbruggen, N.; Hermans, C.; Schat, H. Molecular mechanisms of metal hyperaccumulation in plants. *New Phytol.* **2009**, *181*, 759–776. [[CrossRef](#)]
72. Gerhardt, K.E.; Huang, X.D.; Glick, B.R.; Greenberg, B.M. Phytoremediation and rhizoremediation of organic soil contaminants: Potential and challenges. *Plant Sci.* **2009**, *176*, 20–30. [[CrossRef](#)]
73. Ma, L.Q.; Komar, K.M.; Tu, C.; Zhang, W.H.; Cai, Y.; Kennelley, E.D. A fern that hyperaccumulates arsenic—A hardy, versatile, fast-growing plant helps to remove arsenic from contaminated soils. *Nature* **2001**, *409*, 579. [[CrossRef](#)]
74. Yang, X.E.; Long, X.X.; Ye, H.B.; He, Z.L.; Calvert, D.V.; Stoffella, P.J. Cadmium tolerance and hyperaccumulation in a new Zn-hyperaccumulating plant species (*Sedum alfredii* Hance). *Plant Soil* **2004**, *259*, 181–189. [[CrossRef](#)]
75. Kupper, H.; Lombi, E.; Zhao, F.J.; McGrath, S.P. Cellular compartmentation of cadmium and zinc in relation to other elements in the hyperaccumulator *Arabidopsis halleri*. *Planta* **2000**, *212*, 75–84. [[CrossRef](#)]
76. Garbisu, C.; Alkorta, I. Phytoextraction: A cost-effective plant-based technology for the removal of metals from the environment. *Bioresour. Technol.* **2001**, *77*, 229–236. [[CrossRef](#)]
77. Begonia, G.B.; Davis, C.D.; Begonia, M.F.T.; Gray, C.N. Growth responses of Indian mustard *Brassica juncea* (L.) Czern. and its phytoextraction of lead from a contaminated soil. *Bull. Environ. Contam. Toxicol.* **1998**, *61*, 38–43. [[CrossRef](#)]
78. Brennan, M.A.; Shelley, M.L. A model of the uptake, translocation, and accumulation of lead (Pb) by maize for the purpose of phytoextraction. *Ecol. Eng.* **1999**, *12*, 271–297. [[CrossRef](#)]
79. Schwartz, C.; Guimont, S.; Saison, C.; Perronnet, K.; Morel, J.L. Phytoextraction of Cd and Zn by the hyperaccumulator plant *Thlaspi caerulescens* as affected by plant size and origin. *S. Afr. J. Sci.* **2001**, *97*, 561–564.
80. Kramer, U.; CotterHowells, J.D.; Charnock, J.M.; Baker, A.J.M.; Smith, J.A.C. Free histidine as a metal chelator in plants that accumulate nickel. *Nature* **1996**, *379*, 635–638. [[CrossRef](#)]
81. Huang, J.W.W.; Chen, J.J.; Berti, W.R.; Cunningham, S.D. Phytoremediation of lead-contaminated soils: Role of synthetic chelates in lead phytoextraction. *Environ. Sci. Technol.* **1997**, *31*, 800–805. [[CrossRef](#)]
82. Blaylock, M.J.; Salt, D.E.; Dushenkov, S.; Zakharova, O.; Gussman, C.; Kapulnik, Y.; Ensley, B.D.; Raskin, I. Enhanced accumulation of Pb in Indian mustard by soil-applied chelating agents. *Environ. Sci. Technol.* **1997**, *31*, 860–865. [[CrossRef](#)]
83. Raskin, I.; Smith, R.D.; Salt, D.E. Phytoremediation of metals: Using plants to remove pollutants from the environment. *Curr. Opin. Biotechnol.* **1997**, *8*, 221–226. [[CrossRef](#)]
84. Chaney, R.L.; Malik, M.; Li, Y.M.; Brown, S.L.; Brewer, E.P.; Angle, J.S.; Baker, A.J.M. Phytoremediation of soil metals. *Curr. Opin. Biotechnol.* **1997**, *8*, 279–284. [[CrossRef](#)]
85. Salt, D.E.; Smith, R.D.; Raskin, I. Phytoremediation. *Annu. Rev. Plant Physiol. Plant Mol. Biol.* **1998**, *49*, 643–668. [[CrossRef](#)]
86. Lombi, E.; Zhao, F.J.; Dunham, S.J.; McGrath, S.P. Phytoremediation of heavy metal-contaminated soils: Natural hyperaccumulation versus chemically enhanced phytoextraction. *J. Environ. Qual.* **2001**, *30*, 1919–1926. [[CrossRef](#)] [[PubMed](#)]
87. Fuhrmann, M.; Lasat, M.M.; Ebbs, S.D.; Kochian, L.V.; Cornish, J. Uptake of cesium-137 and strontium-90 from contaminated soil by three plant species; application to phytoextraction. *J. Environ. Qual.* **2002**, *31*, 904–909. [[CrossRef](#)]
88. McGrath, S.P.; Zhao, F.J. Phytoextraction of metals and metalloids from contaminated soils. *Curr. Opin. Biotechnol.* **2003**, *14*, 277–282. [[CrossRef](#)]
89. Pulford, I.D.; Watson, C. Phytoremediation of heavy metal-contaminated land by trees—A review. *Environ. Int.* **2003**, *29*, 529–540. [[CrossRef](#)]
90. Luo, C.L.; Shen, Z.G.; Li, X.D. Enhanced phytoextraction of Cu, Pb, Zn and Cd with EDTA and EDDS. *Chemosphere* **2005**, *59*, 1–11. [[CrossRef](#)] [[PubMed](#)]
91. Yoon, J.; Cao, X.D.; Zhou, Q.X.; Ma, L.Q. Accumulation of Pb, Cu, and Zn in native plants growing on a contaminated Florida site. *Sci. Total Environ.* **2006**, *368*, 456–464. [[CrossRef](#)]
92. Clemens, S. Toxic metal accumulation, responses to exposure and mechanisms of tolerance in plants. *Biochimie* **2006**, *88*, 1707–1719. [[CrossRef](#)] [[PubMed](#)]
93. Vangronsveld, J.; Herzig, R.; Weyens, N.; Boulet, J.; Adriaensen, K.; Ruttens, A.; Thewys, T.; Vassilev, A.; Meers, E.; Nehnevajova, E.; et al. Phytoremediation of contaminated soils and groundwater: Lessons from the field. *Environ. Sci. Pollut. Res.* **2009**, *16*, 765–794. [[CrossRef](#)]
94. Kramer, U. Metal Hyperaccumulation in Plants. In *Annual Review of Plant Biology*; Merchant, S., Briggs, W.R., Ort, D., Eds.; Annual Reviews: Palo Alto, CA, USA, 2010; Volume 61, pp. 517–534.
95. Adamidis, G.C.; Aloupi, M.; Kazakou, E.; Dimitrakopoulos, P.G. Intra-specific variation in Ni tolerance, accumulation and translocation patterns in the Ni-hyperaccumulator *Alyssum lesbiacum*. *Chemosphere* **2014**, *95*, 496–502. [[CrossRef](#)] [[PubMed](#)]
96. Isaure, M.P.; Huguette, S.; Meyer, C.L.; Castillo-Michel, H.; Testemale, D.; Vantelon, D.; Saumitou-Laprade, P.; Verbruggen, N.; Sarret, G. Evidence of various mechanisms of Cd sequestration in the hyperaccumulator *Arabidopsis halleri*, the non-accumulator *Arabidopsis lyrata*, and their progenies by combined synchrotron-based techniques. *J. Exp. Bot.* **2015**, *66*, 3201–3214. [[CrossRef](#)]
97. An, Z.Z.; Huang, Z.C.; Lei, M.; Liao, X.Y.; Zheng, Y.M.; Chen, T.B. Zinc tolerance and accumulation in *Pteris vittata* L. and its potential for phytoextraction of Zn- and As-contaminated soil. *Chemosphere* **2006**, *62*, 796–802. [[CrossRef](#)]

98. Sarret, G.; Saumitou-Laprade, P.; Bert, V.; Proux, O.; Hazemann, J.L.; Traverse, A.S.; Marcus, M.A.; Manceau, A. Forms of zinc accumulated in the hyperaccumulator *Arabidopsis halleri*. *Plant Physiol.* **2002**, *130*, 1815–1826. [[CrossRef](#)] [[PubMed](#)]
99. Chen, L.; Luo, S.L.; Li, X.J.; Wan, Y.; Chen, J.L.; Liu, C.B. Interaction of Cd-hyperaccumulator *Solanum nigrum* L. and functional endophyte *Pseudomonas* sp Lk9 on soil heavy metals uptake. *Soil Biol. Biochem.* **2014**, *68*, 300–308. [[CrossRef](#)]
100. Abdel-Wahab, D.A.; Othman, N.; Hamada, A.M. Effects of copper oxide nanoparticles to *Solanum nigrum* and its potential for phytoremediation. *Plant Cell Tissue Organ Cult.* **2019**, *137*, 525–539. [[CrossRef](#)]
101. Li, Z.; Wu, L.H.; Hu, P.J.; Luo, Y.M.; Christie, P. Copper changes the yield and cadmium/zinc accumulation and cellular distribution in the cadmium/zinc hyperaccumulator *Sedum plumbizincicola*. *J. Hazard. Mater.* **2013**, *261*, 332–341. [[CrossRef](#)]
102. Ghazaryan, K.; Movsesyan, H.; Ghazaryan, N.; Watts, B.A. Copper phytoremediation potential of wild plant species growing in the mine polluted areas of Armenia. *Environ. Pollut.* **2019**, *249*, 491–501. [[CrossRef](#)]
103. Freitas, F.; Lunardi, S.; Souza, L.B.; von der Osten, J.S.C.; Arruda, R.; Andrade, R.L.T.; Battirola, L.D. Accumulation of copper by the aquatic macrophyte *Salvinia biloba* Raddi (Salviniaceae). *Braz. J. Biol.* **2018**, *78*, 133–139. [[CrossRef](#)] [[PubMed](#)]
104. Wojcik, M.; Vangronsveld, J.; Tukiendorf, A. Cadmium tolerance in *Thlaspi caerulescens*—I. Growth parameters, metal accumulation and phytochelatin synthesis in response to cadmium. *Environ. Exp. Bot.* **2005**, *53*, 151–161. [[CrossRef](#)]
105. Banasova, V.; Horak, O.; Nadubinska, M.; Ciamporova, M.; Lichtscheidl, I. Heavy metal content in *Thlaspi caerulescens* J. et C. Presl growing on metalliferous and non-metalliferous soils in Central Slovakia. *Int. J. Environ. Pollut.* **2008**, *33*, 133–145. [[CrossRef](#)]
106. Famulari, S.; Witz, K. A User-Friendly Phytoremediation Database: Creating the Searchable Database, the Users, and the Broader Implications. *Int. J. Phytoremediat.* **2015**, *17*, 737–744. [[CrossRef](#)]